

Scaled data based on original data using
LM-79-08 Approved Method: Electrical and Photometric Measurements of Solid-
State Lighting Products

Test Report Prepared for
Cooper Lighting Solutions
(formerly Eaton)

Brand: STREETWORKS

Report Number: P598059

Luminaire Tested: **PMM-SA3A-827-U-5MQ**

Issue Date: 5/27/2021

Test Information

Test Method: LM-79-08
Report Number: P598059
TEST IS SCALED FROM IESNA LM-79-08 TEST DATA (G2-1910-543-6)
Test Lab: INNOVATIONS CENTER
Issue Date: 5/27/2021
Manufacturer: COOPER LIGHTING SOLUTIONS (FORMERLY EATON)
Product Line: STREETWORKS
Catalog Number: PMM-SA3A-827-U-5MQ
Description: MESA POST TOP DECORATIVE LUMINAIRE. (3) LIGHTSQUARES WITH 16 LEDS EACH AND TYPE V MEDIUM OPTICS.
Light Source: -
Ballast/Driver: ELECTRONIC DRIVER

Summary

Lumens per Lamp: N/A
Luminaire Lumens: 9288 lumens
Efficiency: N/A
Efficacy: 96.8 lumens/watt
Luminous Opening: Rectangular (W 1' x L: 1' x H: 0')
IES Classification: Type V - Short
BUG Rating: B3 - U0 - G2

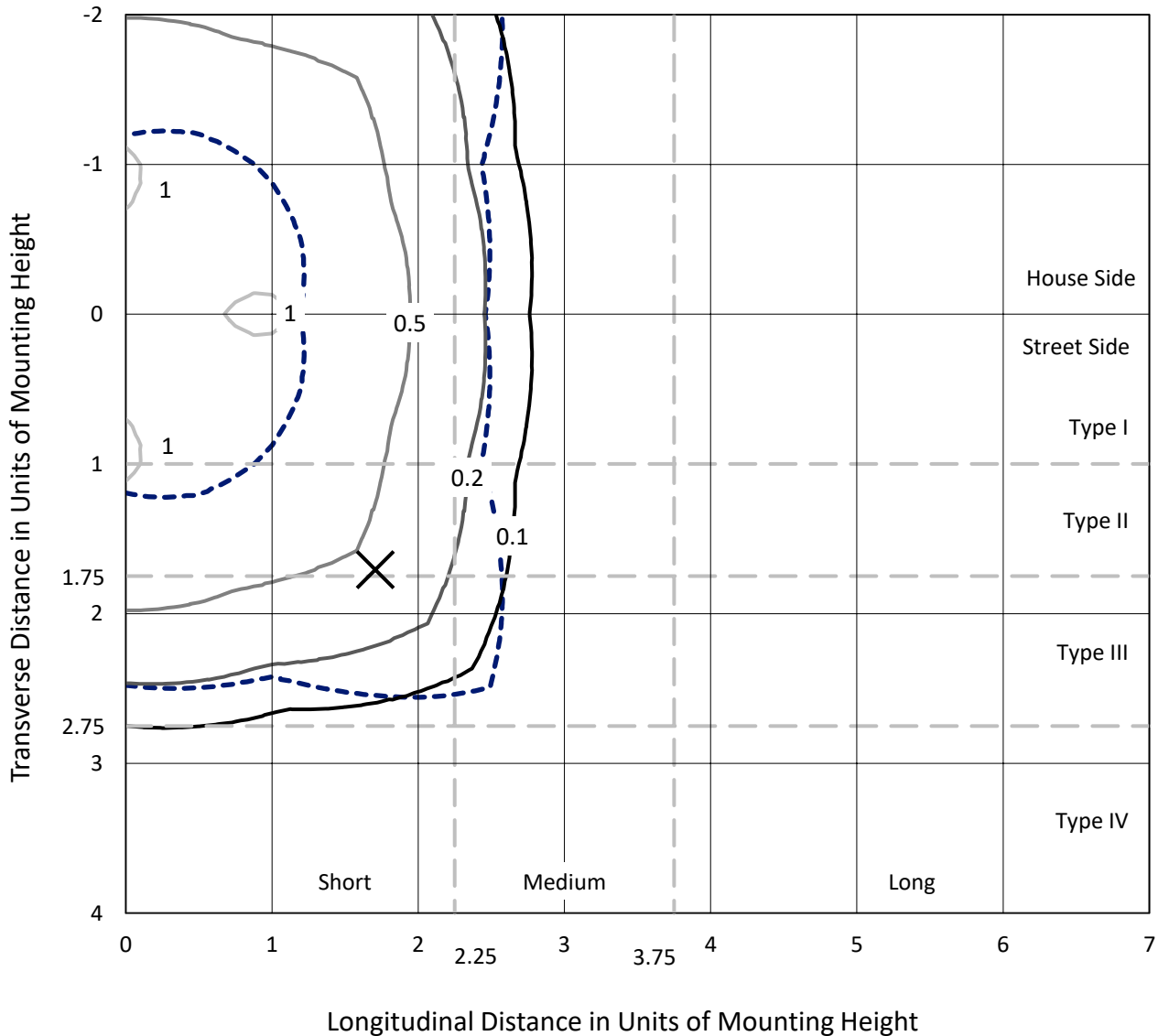
Input Watts (W): 96
Input Voltage (V): NR
Input Current (Ain): NR
Voltage Rise (V): NR
Power Factor: NR
Total Harmonic Distortion (THDi): NR
Frequency (hertz): 60
Stabilization Time: NR
Operation Time: NR
Ambient Temperature (°C): NR
Test Distance: 28.75 FT



REPORT NUMBER: P598059
 CATALOG NUMBER: PMM-SA3A-827-U-5MQ

Iso-Footcandle Lines of Horizontal Illumination

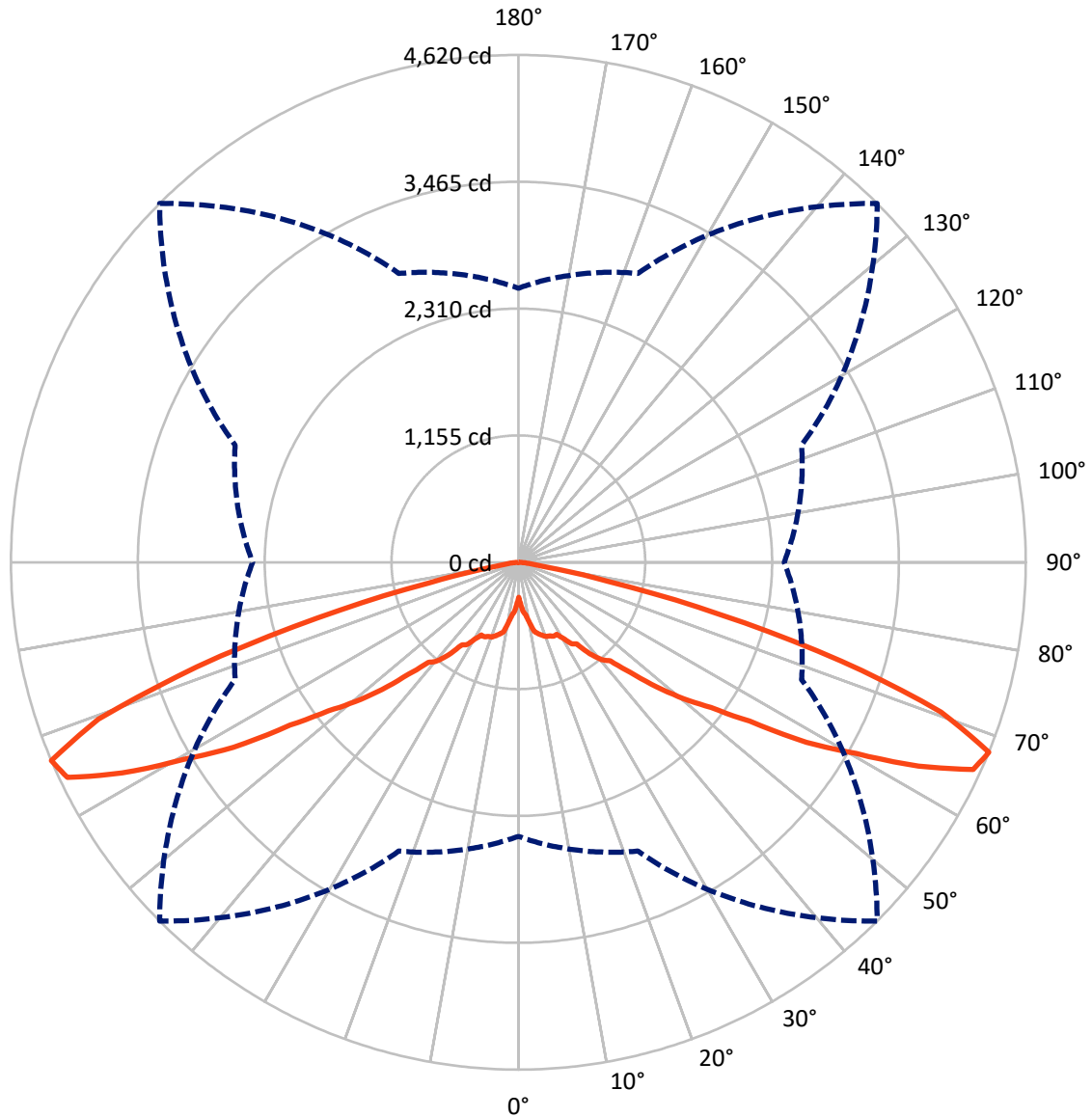
✕ Max cd
 - - - 1/2 Max cd



Based on 25 foot mounting height. Maximum calculated value = 1.1 fc
 Type V - Short - N/A

REPORT NUMBER: P598059
CATALOG NUMBER: PMM-SA3A-827-U-5MQ

Luminous Intensity Polar Plot



— Vertical Plane Through 45-Deg Lateral - - - Horizontal Cone Through 67.5-Deg Vertical

REPORT NUMBER: P598059

CATALOG NUMBER: PMM-SA3A-827-U-5MQ

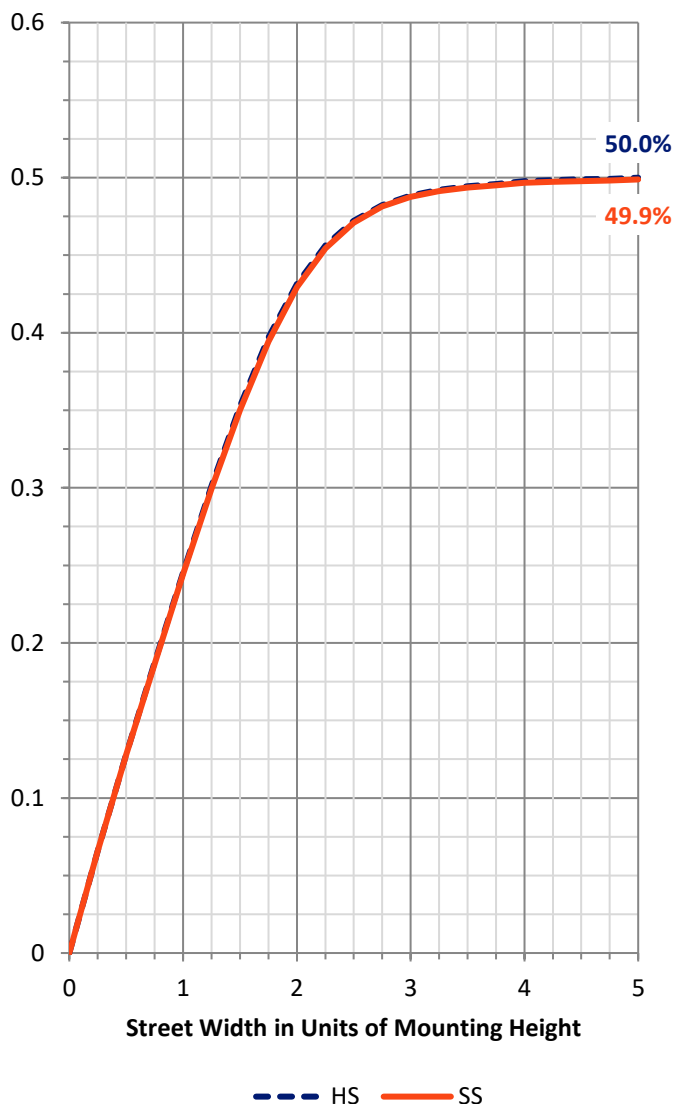
FLUX DISTRIBUTION:

		Downward	Upward	Total
House Side	Lumens	4644.0	0.0	4644.0
	% Fixture	50.0	0.0	50.0
Street Side	Lumens	4644.0	0.0	4644.0
	% Fixture	50.0	0.0	50.0
Total	Lumens	9288.0	0.0	9288.0
	% Fixture	100.0	0.0	100.0

ZONAL LUMENS:

Zone	Lumens	% Fixture
0°-10°	47.5	0.5
10°-20°	187.7	2.0
20°-30°	358.1	3.9
30°-40°	654.6	7.0
40°-50°	1269.3	13.7
50°-60°	2423.9	26.1
60°-70°	3275.0	35.3
70°-80°	1017.1	11.0
80°-90°	54.8	0.6
90°-100°	0.0	0.0
100°-110°	0.0	0.0
110°-120°	0.0	0.0
120°-130°	0.0	0.0
130°-140°	0.0	0.0
140°-150°	0.0	0.0
150°-160°	0.0	0.0
160°-170°	0.0	0.0
170°-180°	0.0	0.0
0°-90°	9288.0	100.0
0°-180°	9288.0	100.0

Coefficient of Utilization



REPORT NUMBER: P598059

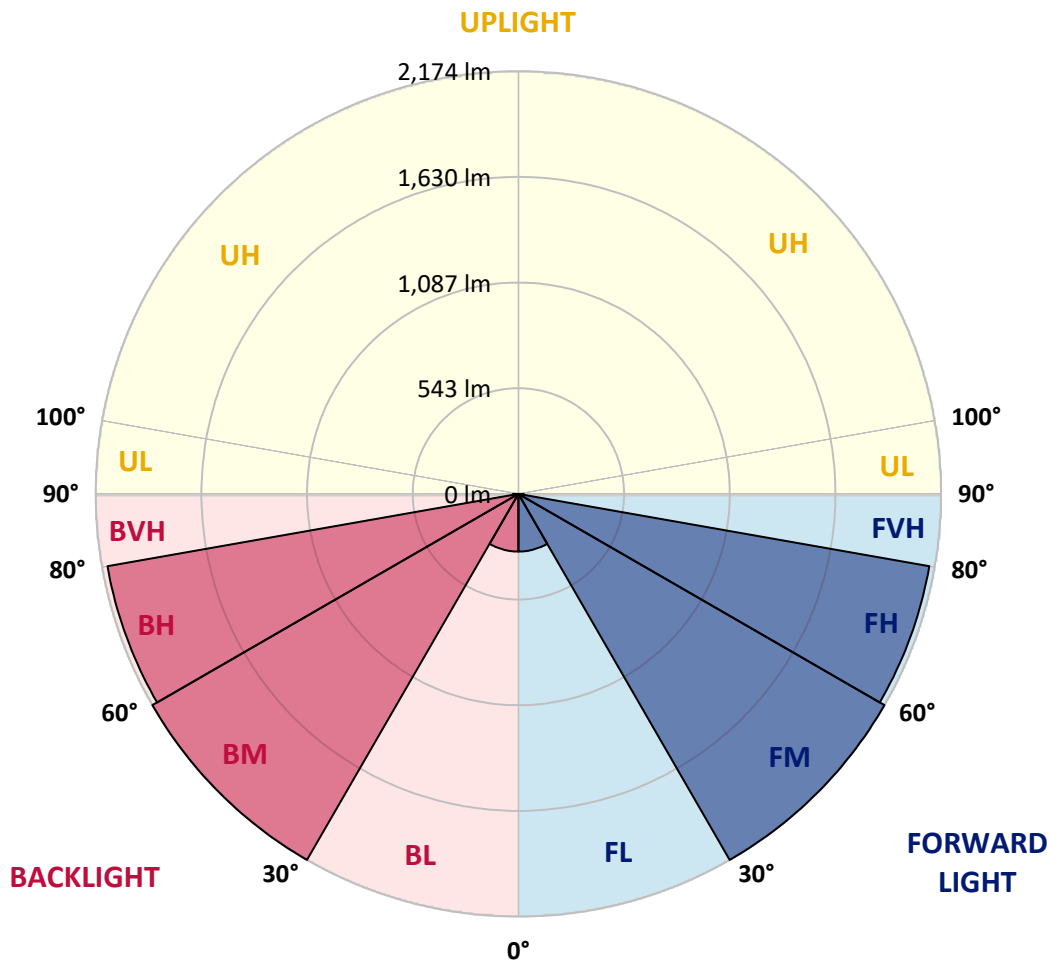
CATALOG NUMBER: PMM-SA3A-827-U-5MQ

LUMINAIRE CLASSIFICATION SYSTEM LUMEN TABLE AND BUG RATING:

Zone	Lumens	% Fixture	Zone Rating/Lumen Limit		
			B	U	G
FL (0°-30°)	296.6	3.2			
FM (30°-60°)	2174.0	23.4			
FH (60°-80°)	2146.1	23.1			G2/5000
FVH (80°-90°)	27.4	0.3			G1/100
BL (0°-30°)	296.6	3.2	B1/500		
BM (30°-60°)	2174.0	23.4	B2/2500		
BH (60°-80°)	2146.1	23.1	B3/2500		G2/5000
BVH (80°-90°)	27.4	0.3			G1/100
UL (90°-100°)	0.0	0.0		U0/0	
UH (100°-180°)	0.0	0.0		U0/0	

BUG Rating: B3-U0-G2

Type V Short





REPORT NUMBER: P598059

CATALOG NUMBER: PMM-SA3A-827-U-5MQ

CANDELA DISTRIBUTION (FULL):

	0°	22.5°	45°	67.5°	90°
0°	318.3	318.3	318.3	318.3	318.3
2.5°	391.8	366.7	378.2	366.7	391.8
5°	498.0	471.9	448.9	465.4	499.5
7.5°	572.3	533.2	484.8	528.9	569.1
10°	584.9	563.0	560.8	560.5	583.4
12.5°	631.9	617.2	646.6	618.6	633.3
15°	668.5	660.2	673.5	670.6	669.9
17.5°	725.2	669.2	699.3	666.0	723.4
20°	750.3	671.0	721.6	667.1	749.9
22.5°	781.2	713.3	728.4	715.1	778.3
25°	798.7	740.6	746.0	741.3	799.1
27.5°	870.9	800.9	743.5	810.6	884.1
30°	925.8	840.0	802.3	841.1	932.6
32.5°	1005.1	898.5	883.8	912.8	1017.6
35°	1103.4	996.8	914.3	997.2	1124.2
37.5°	1296.1	1086.2	1057.1	1117.7	1310.4
40°	1432.1	1227.2	1165.1	1249.8	1455.4
42.5°	1640.9	1385.4	1227.9	1396.9	1676.8
45°	1835.4	1577.4	1428.1	1590.7	1861.6
47.5°	2041.0	1753.6	1697.6	1770.1	2060.4
50°	2283.9	1992.2	1953.1	2010.8	2292.2
52.5°	2570.6	2311.5	2196.0	2322.3	2573.5
55°	2911.1	2579.6	2553.7	2609.0	2915.4
57.5°	3244.1	2926.9	3092.7	2930.2	3186.4
60°	3481.7	3247.0	3535.9	3164.5	3353.6
62.5°	3496.7	3484.2	4087.7	3344.2	3317.7
65°	3170.9	3388.4	4549.9	3278.9	3011.6
67.5°	2496.0	2846.6	4619.9	2791.3	2419.5
70°	1568.4	1971.0	4084.1	2046.7	1612.9
72.5°	723.4	1062.1	3075.5	1195.6	764.7
75°	259.1	406.5	1897.5	436.7	270.9
77.5°	147.1	164.7	838.6	165.4	152.1
80°	94.7	102.6	242.2	108.4	92.2
82.5°	53.8	71.8	106.2	76.1	49.5
85°	29.1	45.6	47.0	46.6	29.1
87.5°	10.4	17.9	10.4	20.5	9.7
90°	0.0	0.0	0.0	0.0	0.0

(END OF REPORT)